

Caution:

Drive slowly when on rough or dirt roads
Always recheck tightness of knobs and straps
Maximum weight on rack is 35 Kg
For use on 50 mm tow balls ONLY

1. Unfold rack – but DO NOT clamp open
2. Rotate bike support arms forward (Fig. 1)
3. Mount bike carrier on tow ball so that the tow ball is INSIDE of safety ring. (Fig. 2)
4. Push down on center handle until it snaps into place. Insert pin through safety handle (Fig. 3)
5. Swing safety ring onto latch, hold in place while tightening the knob (Fig. 4)

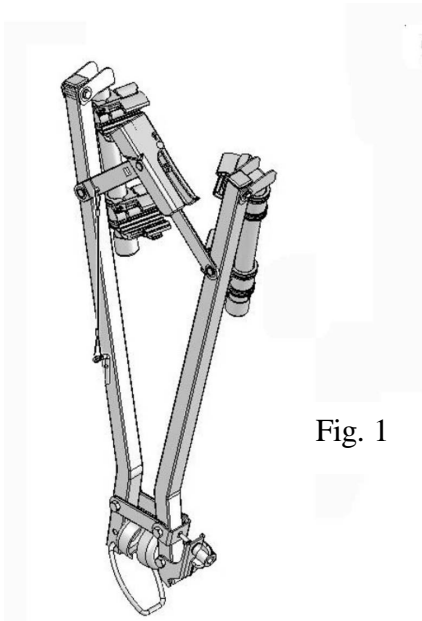


Fig. 1

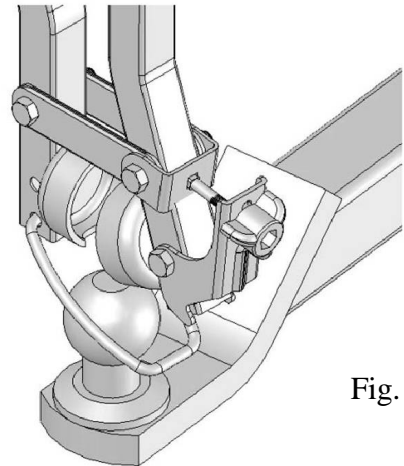
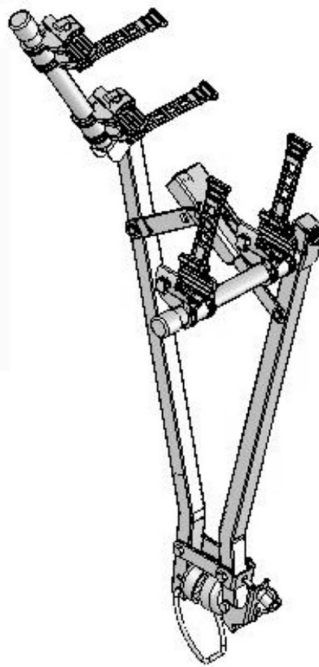


Fig. 2

Fig. 3



Fig. 4



Fig. 5

**5. Attach side straps to trunk/boot lid
Pull strap end through buckle to tighten.
(Fig. 5)**

Installing the bicycles on the rack:

Place the heaviest bike onto the rack first (closest to the vehicle), putting the bikes top tube into the rubber bike cradles.

Pull the rubber strap across the bike's frame tube and attaché it to the cradle. Repeat for the other cradle.

Repeat for second bike, but with the handlebars on the opposite side

After both bikes are mounted to the rack, use the nylon webbing tie down strap to secure the bikes to the rear frame of the rack itself.

Removing the rack from the vehicle:

Press on the spring buckles to loosen the side straps.

Loosen the knob on the safety ring and let the ring disengage from the latch

Remove pin from center handle, then carefully squeeze and lift up on handle to release rack from tow ball.



Limited One Year Warranty: This rack is warranted for a period of one year against defects in materials and workmanship, effective from the date of purchase to the original purchaser. The manufacturer will repair or replace any defective parts due to materials or workmanship. The manufacturer of this product shall not extend the warranty to 1) Any failure or malfunction of the product due to any modification to the product; or 2.) Damages not attributable to a defect in materials or workmanship; or 3.) Damages resulting from improper installation on the vehicle or attachment of bicycles on rack. **Consequential or Incidental Damages:** The manufacturer shall not be liable for any consequential or incidental damages in connection with the purchase, use or handling of this bike rack. **Purchaser's Rights:** Some states do not allow the exclusion or limitation of consequential or incidental damages and the above limitation may not apply to you. This warranty gives you specific legal rights and you have other rights, which vary from state to state.

Hollywood Racks 12812 S. Spring Street Los Angeles, CA 90061 Made in Taiwan

www.hollywoodracks.com Tel.310-516-8600 FAX 310-516-8955 Email: info@hollywoodracks.com